

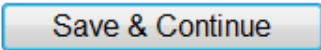





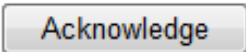



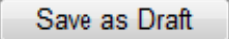

Application for NUS Module(s) offered as H3 Subjects - 2017

Step	Action
1.	<p>Log on to Non-graduating Students Application System: https://myaces.nus.edu.sg/ngAdmForm/</p> <p>Please refer to http://www.nus.edu.sg/registrar/info/ng/General-Instructions-for-Application-to-NUS-NG-Programme.pdf for the general application instructions, and below for the specific instructions for H3 Programmes.</p>
2.	Click <u>Apply</u>
3.	<p>Fill in the following information:</p> <ol style="list-style-type: none"> 1. Full Name* (as in your passport or identity card) 2. Gender* 3. Nationality/Citizenship*
4.	<p><u>A. Home university</u></p> <ol style="list-style-type: none"> 1. Select H3 Advanced Placement under “Student Category” 2. Select Singapore and your School’s Name under “Home university” 3. (Optional) Select the relevant Discipline 4. Ignore “Exchange Type” as it is not applicable for H3 Students 5. Select High School Student under “Current Level of Study” 6. Select Coursework under “Mode and Area of Study” 7. Select Semester 2 under “Semester(s) of intended stay in NUS” 8. Enter an 8-character password under “Password* (8 characters)” Please remember this password as it can be used, together with your online application ID, to login to and access the online system to modify a 'Saved' application or to check the status of a 'submitted' application. <p>Click </p>

Step	Action
5.	<p>An application ID number that starts with A (e.g. A160003719) will be generated at this juncture. Please take note of this.</p> <p>(Refer to the screenshot below).</p> <div style="text-align: center;"> <p>Application form for admission as a non-graduating student Page 2 of 7</p> <p>Your application number is A160003719</p> <p>Important: Remember your application ID A160003719 and password so that you can login to modify your application and submit it for processing. Your application will not be processed until you have submitted your application. Until then you are free to modify your application.</p> </div>
6.	<p><u>B. Personal Particulars</u></p> <p>Fill in the following information:</p> <ol style="list-style-type: none"> 1. Full Name*/Given Name*/Family Name* (as in your passport or identity card) 2. Permanent home address* <ol style="list-style-type: none"> a. Country of permanent home address * Note: If "Singapore" is selected, it is compulsory to fill in the postal code. 3. Mailing address (if different from item 2) 4. Contacts (add country and area codes for telephone numbers) <p>Note:</p> <ol style="list-style-type: none"> a. For Singapore registered mobile numbers, it is not necessary to add the country and area codes. b. It is compulsory to fill in the email address. Ensure that you have provided a valid and accurate e-mail address. 5. Date of birth* 6. Gender* 7. Nationality/Citizenship* Note: If you are a Singapore Citizen/Singapore Permanent Resident, please leave No. 9 "Passport Number" blank. 8. Marital status* 9. Passport number* (If you have a Singapore IC, please enter IC Number below at 10) 10. Singapore NRIC number (for Singapore Citizen and Singapore Permanent Resident) * (e.g. S0000000X) <ol style="list-style-type: none"> a. Identity card type <p>Click </p>

Step	Action
7.	<p><u>C. Academic Qualifications</u></p> <ol style="list-style-type: none"> Upload your latest passport size photo in jpg/jpeg format (file size 1 MB max)* Upload a copy of your NRIC/Passport page showing nationality and personal details in pdf format (file size 1MB max)* Note: (a) For Singapore Citizen or Singapore Permanent Resident: Please upload a copy of the front and back of your NRIC. (b) Other international students: Please upload a copy of your passport page showing your nationality and personal details. Upload the latest academic transcript in pdf format (file size 1 MB max)* Note: Please upload your year 1 promo results. Fill in Completed and current education Level of study Pre-university / college education* Note: (a) Please fill in your current Junior College name under “Name of Institution” and the period (b) Ignore First and Second degree. Ignore English Language proficiency+ (TOEFL/IELTS): <p>Click </p>
8.	<p><u>D. Mode, area and duration of study</u></p> <ol style="list-style-type: none"> Select Coursework. Ignore ‘Research’ and ‘Internship’. Click  and proceed to the next page to choose your module. Select 2016/2017 Semester 2 (Jan – May) under “TABLE 1” drop-down menu. Select the Faculty[#] Select the NUS module that is offered as a H3 subject[#] (Ignore the class schedule and quota indicated). # For your reference: Module offered by Faculty of Arts and Social Sciences: a. GEH1022 Geopolitics: Geographies of War and Peace Modules offered by Faculty of Science: a. PC1144 Introduction to Modern Physics <p>Click </p>

Step	Action
9.	<p><u>E. Source of Funds to Finance Studies</u></p> <p>Select Other Financial Assistance under “Source”.</p> <p>Indicate MOE under “Full name of sponsor (if any)”</p> <p>Click </p>
10.	<p><u>F. Emergency Contact</u></p> <p>Fill in the following information:</p> <ul style="list-style-type: none"> 1) Full Name* 2) Relationship 3) Postal address* 4) Contacts (add country and area codes for telephone numbers) <ul style="list-style-type: none"> a) Mobile* <p>Click </p>
11.	<p><u>G. Disabilities & Special Needs</u></p> <ol style="list-style-type: none"> 1. Select either “Yes” or “No” if you have any disabilities that may or may not cause you to require special assistance while studying at the University. 2. If your answer is “Yes”, provide all relevant information in the box provided.
12.	<p><u>H. Declaration</u></p> <p>Read and understand the information under the Declaration and tick all the boxes for items (a) to (d) before clicking on the “Next” button.</p> <p>Click </p>
13.	<p><u>I. Personal Data Notice & Consent</u></p> <p>Please read through the terms set out in the Personal Data Notice & Consent before clicking on the “Acknowledge” button.</p> <p>Click </p>

Step	Action
14.	<p><u>Confirmation Page</u></p> <p>Go through the online application form (from Sections A to H) to verify. Ensure that the information is correct and there is no missing or incorrect information.</p> <p>If you are ready to submit your application, please click on:</p> <p style="text-align: center;"></p> <p>If you are not ready to submit your application, you can click on:</p> <p style="text-align: center;"></p> <p>so that you can make further changes until you are ready to submit it. Please note that applications that are “Save as Draft” will not be processed.</p> <p>If you have submitted your online application successfully, the system will bring you to the next page which shows the application checklist and your unique application number (displayed at the top of the page).</p> <p>Print the application by accessing the application portal https://myaces.nus.edu.sg/ngAdmForm/nga_login.jsp:</p> <ol style="list-style-type: none"> a. Enter your Application ID and 8-character password. b. Click on the link ‘Confirmation Page’. c. Scroll to the end of the page and click on: <p style="text-align: center;"></p> <p>and mail the form with the required documents.</p> <p>Please ignore the “NUS NON-GRADUATING PROGRAMME - SUPPORTING DOCUMENTS CHECKLIST” and refer to the checklist in the next page, to submit the required documents.</p>

NUS H3 PROGRAMME ADMISSION APPLICATION DOCUMENT CHECKLIST

- (1) One copy of the **completed Online Application Form** generated from the application system with a recent passport-sized photograph.
- (2) One copy of the
 - **NRIC** [for Singapore Citizen (SC) and Singapore Permanent Resident (SPR)],
 - or
 - **Student's Pass** (please submit photocopy of the front and back of the pass), **Passport and FIN** (for Foreigners).
- (3) **Certified true copies of academic result slips** including continual assessments, examinations and O-Level results (if applicable).
- (4) The **Academic Referee's Report Forms** from your two referees (please refer to the form attached).
- (5) **Other supporting documents** (if applicable) to support the student's application.

Completed application materials must be submitted to your JC coordinator before 24 October 2016.

CONFIDENTIAL

National University of Singapore

**ACADEMIC REFEREE'S REPORT FORM
(NUS H3 Programme)**

To the applicant:

Please write your name below and forward a copy of this form to each of your two referees. Your referees are required to forward the completed reports to you in sealed envelopes with the flap of each envelope bearing the signature of the respective referees. Please submit the envelopes, unopened, together with your other application materials. Thank you.

Name of applicant:

Note to referee:

The person named above is applying for admission as a candidate for the programme indicated above. He/She has named you as his/her referee. We would appreciate receiving your confidential report. For item 4 on the next page, you may use a separate sheet if necessary.

1. How long have you known the applicant and in what capacity?

.....

2. Among the students at a similar level that you have known in recent years, how would you rate the applicant?

(Please put a tick (✓) in the appropriate box.)

- | | |
|--|--|
| <input type="radio"/> highest 5% | <input type="radio"/> next highest 25% |
| <input type="radio"/> next highest 5% | <input type="radio"/> lowest 50% |
| <input type="radio"/> next highest 15% | <input type="radio"/> unable to judge |

3. How would you rate the applicant's proficiency in English - in speaking, reading and writing (i.e. excellent, good, fair)?

.....

.../2

4. Personal report on applicant (if possible, comment on applicant's academic ability and job skills, experience, and performance):

Signature : Date:

Name of Referee :

Designation :

Postal Address :

.....

Email Address :

Please return this report to the applicant in a sealed envelope with its flap bearing your signature. Thank you.